

SERIES 205S

2-PIECE BODY DESIGN



ValveWorks Series 205S Ball Valves feature a high quality investment casting body and ends. They are available 1/4" - 2" with threaded.

Sizes 1/4" - 2"

Reduced Bore

2000 WOG

Available in SS316 body ONLY

Threaded End (205S)

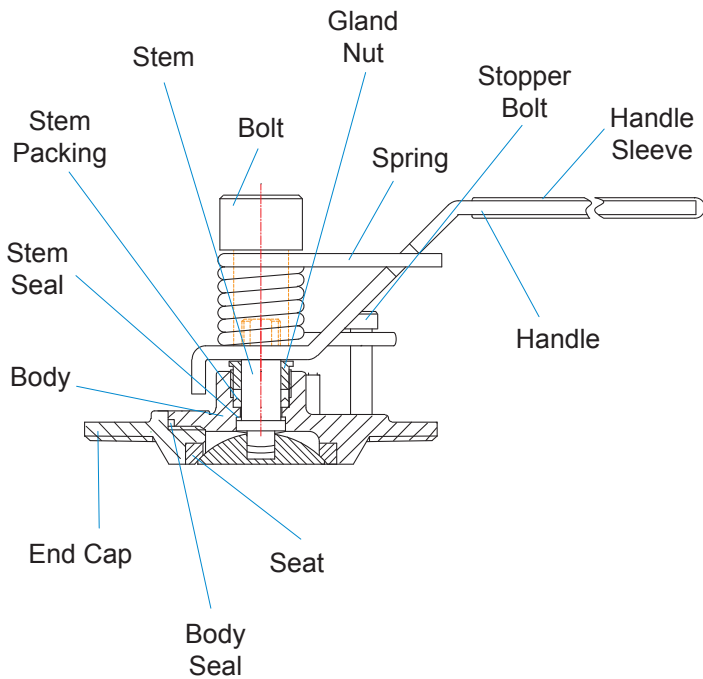
Investment Casting

Compact Design

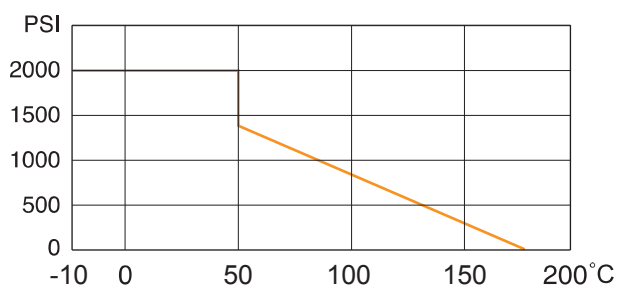
Blowout-Proof Stem

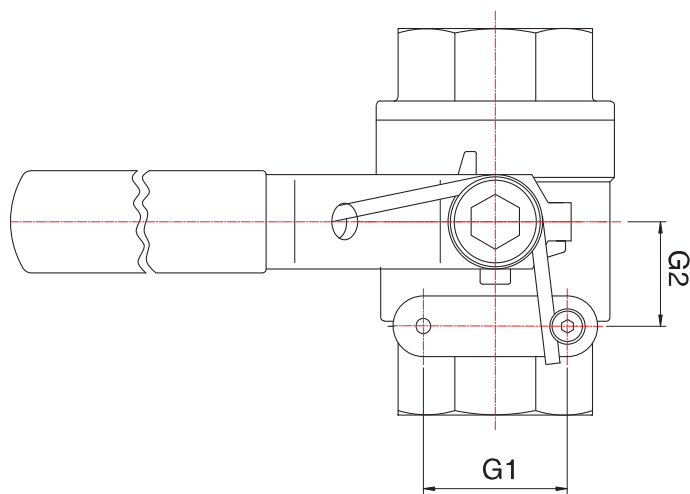
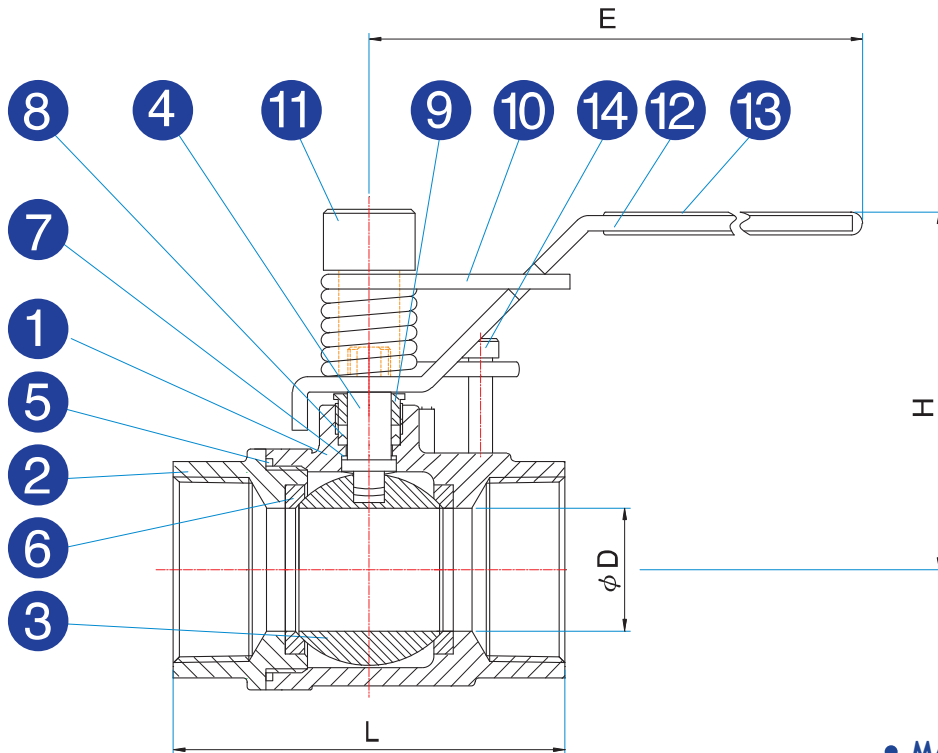
Standard Seat - TFM1600 (max. 180 °C)

Spring Return Handle



• Pressure/Temperature Ratings





• MATERIALS LIST

NO.	PART NAME	MATERIAL
1	BODY	CF8M
2	END CAP	CF8M
3	BALL	SUS316
4	STEM	SUS316
5	BODY SEAL	PTFE
6	SEAT	TFM1600
7	STEM SEAL	PTFE
8	STEM PACKING	PTFE
9	GLAND NUT	SUS304
10	SPRING	STEEL
11	BOLT	STEEL
12	HANDLE	SUS304
13	HANDLE SLEEVE	VINYL
14	STOPPER BOLT	STEEL

• DIMENSIONS (mm)

SIZE	φD	E	H	L	G1	G2	CV	Weight (kg)
1/4"	9.5	119	58	52	28	12.7	6	0.29
3/8"	9.5	119	58	52	28	12.7	7	0.29
1/2"	12.7	119	61	62	28	12.7	10	0.35
3/4"	15	137	70	69	35	22.4	19	0.52
1"	20	137	73	84	35	22.4	42	0.76
1 1/4"	25	177	86	90	38.1	25.4	60	1.24
1 1/2"	32	177	92	104	38.1	25.4	125	1.66
2"	38	216	104	117	38.1	25.4	165	2.34

The information provided in this document is intended for informational purposes only and is subject to change without notice.