

SERIES 10

1-PIECE UNIBODY DESIGN



ValveWorks Series 10 Ball Valves feature a high quality investment casting body and ends. They are available 1/4" - 2" with threaded.

Sizes 1/4" - 2"

Reduced Bore

800 WOG

Available in SS316 body ONLY

Threaded End (10.100)

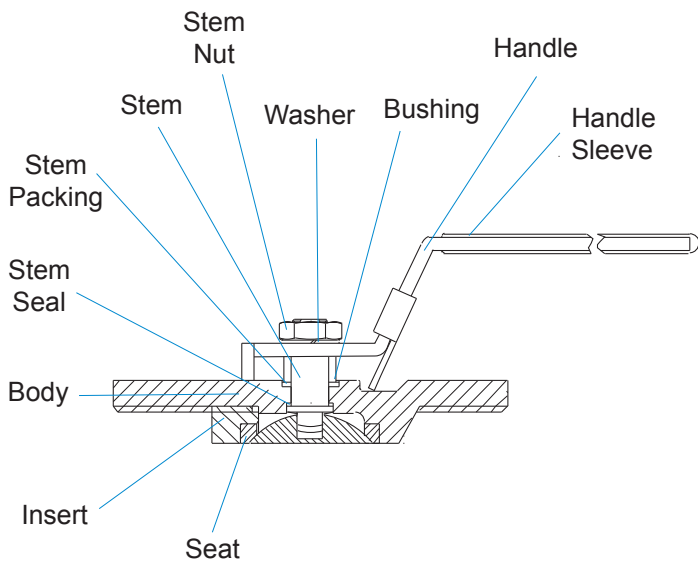
Investment Casting

Compact Design

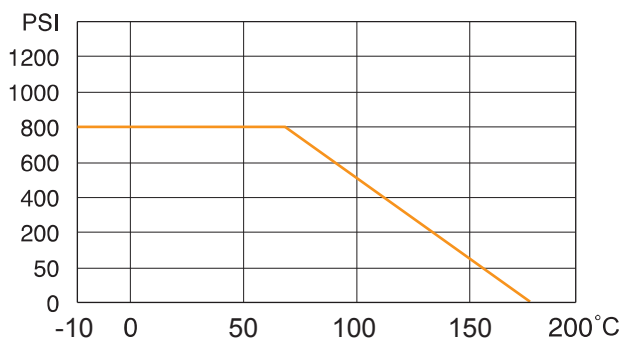
Blowout-Proof Stem

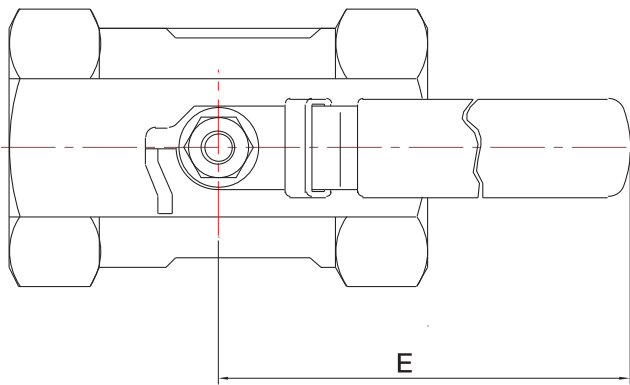
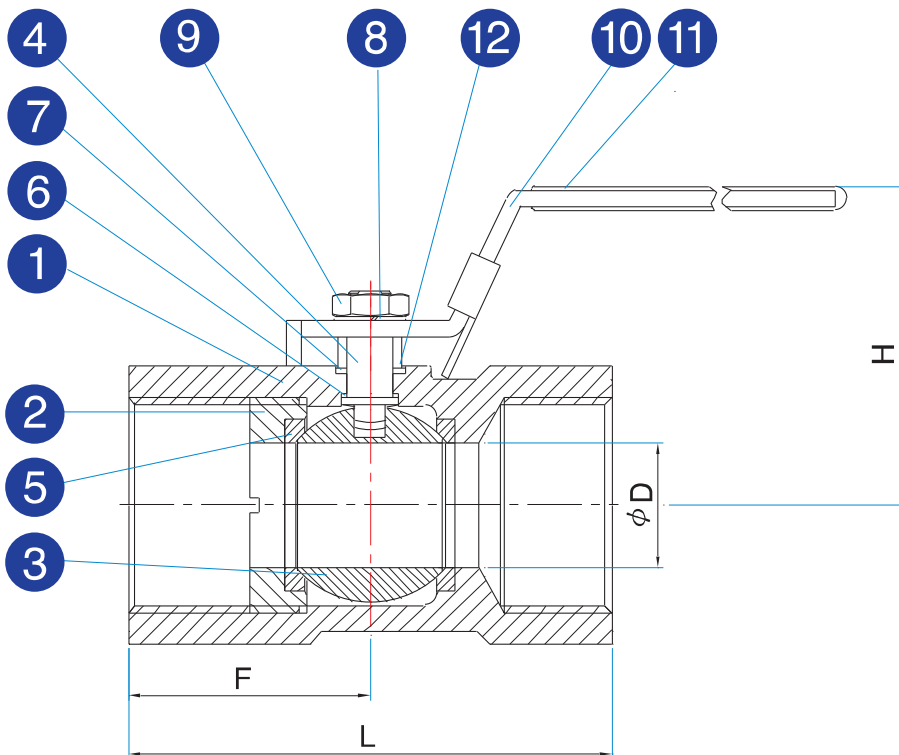
Standard Seat - PTFE (max. 180 °C)

Lockable Handle



• Pressure/Temperature Ratings





• MATERIALS LIST

NO.	PART NAME	MATERIAL
1	BODY	CF8M
2	INSERT	CF8M
3	BALL	SUS316
4	STEM	SUS316
5	SEAT	PTFE
6	STEM SEAL	PTFE
7	STEM PACKING	PTFE
8	WASHER	SUS304
9	STEM NUT	SUS304
10	HANDLE	SUS304
11	HANDLE SLEEVE	VINYL
12	BUSHING	SUS304

• DIMENSIONS (mm)

SIZE	ϕD	E	F	H	L	CV	Weight (kg)
1/4"	5	61	19	31	39	6	0.07
3/8"	7	72	21	36	44	7	0.12
1/2"	9.2	85	27.5	41	56.5	10	0.19
3/4"	12.5	85	30	44	59	19	0.27
1"	16	101	36	48	71	42	0.43
1 1/4"	20	101	40	54	78	60	0.72
1 1/2"	25	125	42.5	65	83	125	0.87
2"	32	125	51	72	100	165	1.36

The information provided in this document is intended for informational purposes only and is subject to change without notice.